

# REPLACEMENT LAMPS-6V/12V

## Accessory – Emergency Light Lamp – 6V/12 Volt









### REPLACEMENT LAMPS

Replace worn out lamps and provide new life to existing emergency lights and remote head fixtures.

#### Features:

- Industry Standard
- Sealed Beam - Maintenance Free

#### Catalog Code:

	Description	Code	Dimensions	Shipping Weight
	6 Volt 5.0 Watt MR-16 Sealed Beam GU5.3 Base Halogen	<b>LSMR16-65</b>	• Length: 1.750" • Diameter: 2.000"      2/Pk	1 lb/Pk
	6 Volt 7.0 Watt MR-16 Sealed Beam GU5.3 Base Halogen	<b>LSMR16-67</b>	• Length: 1.750" • Diameter: 2.000"      2/Pk	1 lb/Pk
	6 Volt 10.0 Watt MR-16 Sealed Beam GU5.3 Base Halogen	<b>LSMR16-610</b>	• Length: 1.750" • Diameter: 2.000"      2/Pk	1 lb/Pk
	6 Volt 8.0 Watt PAR36 Sealed Beam Screw Terminal Base Incandescent	<b>L7613</b>	• Length: 2.750" • Diameter: 4.500"      ea.	1 lb ea.
	6 Volt 8.0 Watt PAR36 Sealed Beam Screw Terminal Base Halogen	<b>L7551</b>	• Length: 2.750 " • Diameter: 4.500"      ea.	1 lb ea.
	12 Volt 8.0 Watt PAR36 Sealed Beam Screw Terminal Base Halogen	<b>L7555</b>	• Length: 2.750" • Diameter: 4.500"      ea.	1 lb ea.



3170 Scott St, Vista, CA 92081  
 Phone: 877-534-4621 | Fax: 877-534-4624  
[info@lightfixtureindustries.com](mailto:info@lightfixtureindustries.com)