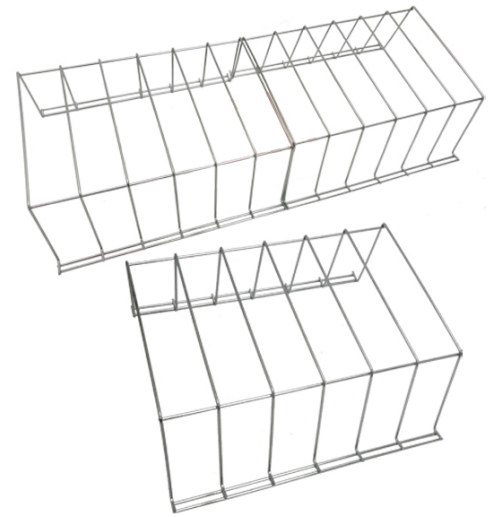

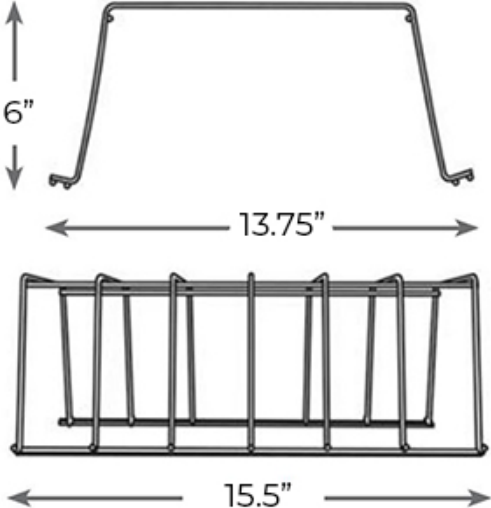


FEATURES

- Durable 9-gauge steel construction
- Mounting Hardware provided for field installation
- Easy Installation
- Flushed Installation Only



Code	Description	Dimension Image
<p>WG (Single Guard)</p> 	<p>Wire Guard shields protect exit signs, emergency lights, and combo exit signs from damages. The guards are applicable in schools, gymnasiums, parking garages or any area where a risk of intentional or accidental damage is present.</p>	
<p>WG (Double Guard)</p> 